

## Minnesota Public Library Report, Guide to Data Elements

This guide will familiarize you with the data elements for the Minnesota Public Library Annual Report.

Minnesota's public libraries are required by law ([Minnesota Statutes 134.13](#)) to submit annual reports to the Minnesota Department of Education by April 1.

Please complete your report using data and information for January 1 through December 31, 2017, unless otherwise specified. Financial data should be reported for the fiscal year which ended in calendar year 2017.

Data is collected for both **library administrative entities** and **library outlets**.

An administrative entity is the agency that is legally established under local or state law to provide public library service to the population of a local jurisdiction. Administrative entities can have one or more outlets that provide direct service to the public.

Library outlets include central libraries, branch libraries and bookmobiles. A single-location library is both an administrative entity and a library outlet for purposes of this survey.

There are some fields that only collect administrative entity information, some that collect only library outlet information, and others that collect both. Information entered for a library outlet (identified by an "m" after a data element number, e.g. P06m) may "roll up" automatically into a "locked" total for a library administrative entity.

Items marked with an asterisk (\*) are required federal data elements that are submitted to the Institute of Museums and Library Services for the Public Libraries in the United States Survey.

**New** indicates a data element or definition that is new for 2017.

**Locked** indicates a field that is both pre-filled and locked or a field that automatically totals data from other fields. A data element that collects information at the outlet level will often "roll up" into a locked data element at the administrative entity level. You do not need to enter data into locked elements.

**Definition modified** indicates a field that has modified criteria or clarifications beginning with this survey.

Information in some data elements is pre-filled for your convenience. If the pre-filled answer is incorrect, please update. If the field is locked, please send corrections to State Library Services for updating at [joe.manion@state.mn.us](mailto:joe.manion@state.mn.us).

### General Information

**Locked \*G01/G01m) Library Name**

Pre-filled with the legal name of the library administrative entity or library outlet.

**Locked G02/G02m) Regional System/Sequence Number**

Pre-filled with Identification code assigned to each library.

Locked **G03/G03m) Regional Public Library System**

Pre-filled with Identification code assigned to library's regional library system.

- ALS = Arrowhead Library System
- ECRL = East Central Regional Library
- GRRL = Great River Regional Library
- KRL = Kitchigami Regional Library
- LARL = Lake Agassiz Regional Library
- MELSA = Metropolitan Library Services Agency
- NWRL = Northwest Regional Library
- PLS = Pioneerland Library System
- PCLS = Plum Creek Library System
- SELCO = Southeastern Libraries Cooperating
- TDS = Traverse des Sioux Library Cooperative
- VLS = Viking Library System
- UNAFF = Unaffiliated

## Address

Locked **\*G04/G04m) Street Address**

Pre-filled with library's street address, not PO Box or general delivery. (Contact State Library Services if address changed.)

**\*G05/G05m) Location is a change from previous year**

Pre-filled with *No*—there is no change in address or change in address is due only to U.S. Postal Service altering street number. Enter *Yes* if library has moved.

Locked **\*G06/G06m) City**

Pre-filled with the city or town where the library administrative entity or library outlet is located.

**\*G07/G07m) ZIP Code**

Pre-filled with the five-digit ZIP code for the library administrative entity or library outlet's street address.

**\*G08/G08m) Mailing Address**

Pre-filled with the library administrative entity or library outlet's mailing address. Please enter even if it is the same as the street address.

**\*G09/G09m) City**

Pre-filled with the city or town for the library administrative entity or library outlet's mailing address.

**\*G10/G10m) ZIP Code**

Pre-filled with the five-digit ZIP code for the library administrative entity or library outlet's mailing address.

**\*G11/G11m) County**

Pre-filled with the county where the library administrative entity or library outlet is located.

**\*G12/G12m) Phone**

Pre-filled with the library administrative entity or library outlet's ten-digit phone number.

**G13) Library Web Address**

Pre-filled with the library's website address. Please enter the URL prefix http:/ or https:/.

**Director**

**G14/G14m) Director's Name**

Pre-filled with the name of the person responsible for the operation of the library administrative entity or library outlet.

**G15/G15m) Director's Phone**

Pre-filled with the library director's ten-digit phone number. Please enter even if it is the same as the library's phone number.

**G16/G16m) Director's Extension**

Pre-filled with the extension, if any, for the library director's phone. Please leave the field blank if there is no extension number.

**G17/G17m) Director's E-mail Address**

Pre-filled with the library director's e-mail address.

**Report Filer's Contact Information**

**G18) Name of Person Who Prepared the Public Library Report**

Pre-filled with the name of the person who can answer questions about the information entered in this report.

**G19) Phone**

Pre-filled with the contact person's telephone number.

**G20) E-mail**

Pre-filled with the contact person's e-mail address.

**IMLS Administrative Entity Codes**

**Locked \*G21) Interlibrary Relationship Code**

Pre-filled with assigned interlibrary relationship code. If your library's designation has changed, please contact State Library Services to update.

HQ - Headquarters of a Federated, Cooperative or Consolidated Library System

The library entity provides the physical space and employees who manage, coordinate, or administer the programs of the federated, cooperative or consolidated library system.

**ME - Member of a Federated, Cooperative or Consolidated Library System**

An autonomous library joined by formal or informal agreement(s) with (a) other autonomous libraries in the same state to perform various services cooperatively, such as resource sharing, communications, etc., and (b) libraries that are part of national, multi-state or statewide library federations or cooperatives.

**NO - Not a member of a Federated, Cooperative or Consolidated System**

An unaffiliated library.

Locked **\*G22) Legal Basis Code**

Pre-filled with assigned legal basis code. If your library's legal basis for the type of local government structure that authorizes your library has changed, please contact State Library Services to update.

**CC - City/County**

A library administrative entity that is jointly operated by a county and a city.

**CI - Municipal Government (city, town or village)**

A library administrative entity that is operated by a municipal government; the municipality is authorized in a state's constitution and statutes, and is established to provide government services for the population in a defined area.

**CO - County/Parish**

A library administrative entity that is operated by a county; the county is authorized in a state's constitution and statutes and is established to provide government services.

**MJ - Multi-jurisdictional**

An entity operated jointly by two or more units of local government under an intergovernmental agreement that creates a jointly appointed board or similar means of joint governance. A library that contracts to serve other jurisdictions or to serve special library districts is *not* multi-jurisdictional.

**S/P - School/Public**

A library governed by a joint powers agreement between a school district or academic institution and a municipal or county government.

*Note: While School/Public Libraries in Minnesota are identified as S/P, State Library Services reports to the federal level using the MJ (Multi-jurisdictional) designation.*

Locked **\*G23) Administrative Structure Code**

Pre-filled with assigned administrative structure code. If your library's Administrative Structure Code has changed, please contact State Library Services to update.

This code describes a library administrative entity that is legally established under state or local law and has its own governance and funding. It may have one or more library outlets.

**AO - Administrative Entity with No Public Service Outlet**

A single outlet agency that provides staff, materials and services to other libraries; may receive and spend funds on behalf of other libraries; and contracts with other libraries to provide various library services. Examples are headquarters of library systems, federations or cooperative services.

**MA - Administrative Entity with More than One Direct Service Outlet and Separate Administrative Offices**

An administrative entity that serves the public directly with two or more service outlets, including any combination of a central library, branch(es), bookmobile(s), and/or books-by-mail service. Administrative offices are separate from the direct service outlets and do not provide direct library services.

**MO - Administrative Entity with More than One Direct Service Outlet and Administrative Offices are Not Separate**

An administrative entity that serves the public directly with two or more service outlets, including any combination of a central library, branch(es), bookmobile(s), and/or books-by-mail service.

**SO - Administrative Entity with a Single Direct Service Outlet**

An administrative entity that serves the public directly with only one central library, one bookmobile or books-by-mail service.

**Locked \*G24) IMLS/FSCS Public Library**

Pre-filled with Yes. Please notify State Library Services if your library administrative entity or outlet no longer meets one or more of the following criteria.

A public library is an entity that is established under state laws or regulations to serve a community, district, or region, and that provides at least the following:

1. Organized collection of printed and/or other library materials
2. Paid staff
3. Established schedule in which services of the staff are available to the public
4. Facilities necessary to support such a collection, staff, and schedule
5. Supported in whole or in part with public funds

**Locked \*G25) Geographic Code**

Pre-filled with assigned geographic code. Please contact State Library Services if your library administrative entity's geographic area has changed.

This code should exactly or most nearly describe the geographic service area that the public library is established to serve and from which (or on behalf of which) it derives revenue. It also includes any areas that the library provides services to under contract.

Your library's code should reflect the geographic basis for the population entered as your Legal Service Area in \*P01.

CI1	City (Exactly)	MC1	Multi-County (Exactly)
CI2	City (Most Nearly)	MC2	Multi-County (Most Nearly)
CO1	County (Exactly)	SD1	School District (Exactly)
CO2	County (Most Nearly)	SD2	School District (Most Nearly)
MA1	Metropolitan Area (Exactly)	OTH	Other
MA2	Metropolitan Area (Most Nearly)		

**\*G26) Did the legal service area boundary change?**

Pre-filled with *No*. Select *Yes* if there has been any change to the boundaries of the library administrative entity's legal service area during the past year.

*Note: A change may result when a municipality annexes land, when a municipality in a county becomes an independent city or its own county, or when an administrative entity contracts to provide public library service to a geographic area other than the geographic area that it was established to serve (e.g., a municipal library contracts to serve county residents).*

## Public Services Information

Several data elements in this section can be collected either by an actual count or estimated through sampling. You may annotate your reply in a local note to track which method your library uses.

As you prepare for next year's report, please consider using one of these sampling methods.

- Estimate by counting the service during a typical week in April or October and multiplying the count by 52.
- Estimate by counting the service during a typical week in April and another in October; add these numbers and multiply by 26.
- Estimate by counting the service quarterly during a typical week in February, May, July and November; add these numbers and multiply by 13.

A *typical week* is a time that is neither unusually busy nor unusually slow. Avoid holiday weeks, vacation periods for key staff, or days when unusual events are taking place in the community or the library. Choose a week in which the library is open its regular hours. Include seven consecutive calendar days, from Sunday through Saturday (or whenever the library is usually open).

## Population

**\*P01/P01m) Population of the Legal Service Area**

Enter the number of people who live in the geographic area that your library was established to serve and from which (or on behalf of which) it derives revenue. Include the population of any additional areas that are served under contract. Please use the most recent estimate from the [Minnesota State Demographic Center/Our Estimates](http://mn.gov/admin/demography/data-by-topic/population-data/our-estimates/) (<http://mn.gov/admin/demography/data-by-topic/population-data/our-estimates/>) using County Data or City & Township Data.

## Registered Users

A registered user is a library user who has applied for and received an identification number (e.g. barcode) or card from your library. Your library has policies that determine borrowing privileges and access to other library resources. Data entered into library outlet fields will automatically "roll up" into a total for the library administrative entity. The library administrative entity's field is locked.

*Note: If your library uses an automation system that is managed by a federated regional public library system, the regional system may be able to provide totals.*

**P02/P02m) Registered Users - Residents**

Enter the number of people who live in your library's legal service area that have registered to use your library. City, township and/or county property taxes from registered users' households support your library.

*Note: If resident and reciprocal borrowers cannot be counted separately, enter the total number of registered users here.*

**P03/P03m) Registered Users - Reciprocal**

Enter the number of people who live outside your library's legal service area that have registered to use your library. City, township, and/or county property taxes from reciprocal users' households do not provide direct support to your library.

*Note: Please enter "n.c." (not counted) here if resident and reciprocal borrowers cannot be counted separately. Report the total number in P02/P02m.*

Locked **\*P04/P04m) Total Registered Users**

Total number of resident and reciprocal users. Calculated by LibPAS.

**P05) Last Year Registered User Records Were Purged**

Enter the most recent year that registered but inactive users were deleted from the patron database, for example "2016". Enter "n.c." (not counted) if patron records have never been purged or the last date is unknown.

**Public Service Information**

**\*P06/P06m) Visits**

Enter the total number of people who entered the library or bookmobile during the year.

**\*P07/P07m) Reference Transactions**

Enter the number of reference transactions during the year. A reference transaction is a patron contact with library staff that involves the knowledge, use, recommendation, interpretation and/or instruction in the use of one or more information sources. Information sources include print and non-print materials, online databases, catalogs and other holdings records. It also includes communication or referral with other libraries, institutions and people inside and outside the library. The request may come in person from an adult, young adult or child by phone, mail, e-mail, online, or other means. A reference transaction includes readers' advisory and individual instruction and assistance in using information sources. Include both on-demand and scheduled reference transactions. Do not include directional questions or questions about library rules or policies. Examples of directional questions are "Where are the children's books?" and "I'm looking for a book with the call number 811.2 G25." An example of a rule or policy question is "How late are you open?"

**Public Internet**

**\*P08/P08m) Annual Public Internet Computer Sessions**

Enter the total number of sessions (uses) of the library's public Internet computers during the year. A session is an uninterrupted use by an individual of a library computer connected to the Internet. Please provide the total number of sessions during the last year. Count each distinct use (log-on) as one session, regardless of how long the session lasted or if the same user logged on more than once. Do not include wireless access by personal mobile devices.

#### **P09/P09m) Public Internet Computer Other Uses**

Pre-filled with whether or not your library offers uses such as word processing or catalog access in addition to Internet access on public computers. Choices are:

- The number of Public Internet Computer Sessions is limited to Internet use only.
- The number of Public Internet Computer Sessions includes other types of computer use.

### **Wireless**

#### **\*P10/P10m) Wireless Sessions**

Enter the number of wireless sessions provided by the library's wireless service during the year. Include wireless access by personal mobile devices.

*Note: Please select the "Not counted" box if your library does not count or sample the number of annual wireless sessions.*

### **Interlibrary Loan**

#### **\*P11) ILL Provided to Other Libraries**

Enter the number of library-owned items, including photocopies, provided on request **by** your library to another independent library during the year. The library that your library provided materials to is not operated by the same library administrative entity as yours. For example, do not count items routed to other branches in your library system or to associate libraries of your library system.

#### **\*P12) ILL Received from Other Libraries**

Enter the number of library-owned items, including photocopies, provided on request **to** your library by another independent library during the year. The library that provided the materials to your library is not operated by the same library administrative entity as yours. For example, do not count items routed from other branches in your library system or to associate libraries of your library system.

### **Physical Item Circulation**

Report the total annual circulation including renewals of all physical library materials of all types. Count all physical materials in all formats that are loaned for use outside the library. Include tools, cookware, sports equipment, mobile devices, mobile hotspots and other physical items available for loan. Include interlibrary loan transactions if items were borrowed by library users. Do not include interlibrary loan items loaned to another library, returns/check-ins or tax forms.

#### **\*P13/P13m) Children's Circulation**

Report the total annual circulation including renewals of library materials primarily intended for children in all formats *except downloadable items*. Count all items loaned for use outside the library, regardless of the



borrower's age. Include interlibrary loan transactions if items were borrowed by library users. Do not include interlibrary loan items loaned to another library.

*Note: Please check the "n.c." (not counted) box if your library does not count children and adult circulation separately. Enter total circulation in P15/P15m) Other Physical Media Circulation.*

#### **P14/P14m) Adult Circulation**

Report the total annual circulation including renewals of library materials primarily intended for adults in all formats *except downloadable items*. Count all items loaned for use outside the library, regardless of the borrower's age. Include interlibrary loan transactions if items were borrowed by library users. Do not include interlibrary loan items loaned to another library.

*Note: Please check the "n.c." (not counted) box if your library does not count children and adult circulation separately. Enter total circulation in P15/P15m) Other Physical Media Circulation.*

#### **P15/P15m) Other Physical Media Circulation (No Age Designation)**

Report the total annual circulation including renewals of library materials other than adult and children's items reported in P13/P13m and P14/P14m. This number may be zero. If your library does not distinguish between children's and adult circulation, report total circulation in all formats *except downloadable items* here.

*Note: Enter total circulation here if your library does not count children's and adult circulation separately.*

#### Locked \***P16/P16m) Total Physical Item Circulation**

Total annual circulation of all physical library materials of all types including renewals. Calculated by LibPAS.

### **Use of Electronic Materials**

Electronic materials are distributed digitally online and accessed by computer, the Internet, or a portable device such as an e-book reader. Electronic materials include e-books and downloadable electronic audio and video files. Electronic materials packaged together as a unit and checked out as a unit are counted as one use, for example, a reading device loaded with multiple e-book titles. Include circulation only for items that require a user authentication and have a limited period of use.

#### **P17/P17m) Downloadable E-books and E-serials Circulation**

Report the number of e-book and e-serial downloads during the year. An e-book is a book-length publication in digital form that consists of text and/or images and is readable on computers or other electronic devices (e-readers, tablets, etc.). E-serials are online content-based materials produced on a regular schedule that are readable on computers or other electronic devices. They may have comparable print versions or be only available digitally. Include circulation of e-books and e-serials that are part of the library's collection and paid for by the library or supplied by a consortium. Include circulation numbers only for digital titles that have a loan period and require a library card or user authentication to download. Do not include e-books or e-serials available for unlimited use, those that are in the public domain, not copyrighted, or are kept by the user and not returned to the library.

*Note: A circulating device that has more than one title on it is counted as one item and one circulation.*

#### **P18/P18m) Downloadable Audio and Video Circulation**

Report the number of audio and video downloads during the year. Include electronic audio and video files that are distributed digitally and can be accessed using a computer, the Internet, or a mobile device. Include circulation numbers only for digital titles that have a loan period and require a library card or user authentication to download. Do not include audio or video materials available for unlimited use, those that are in the public domain, not copyrighted, or are kept by the user and not returned to the library.

*Note: A circulating device that has more than one title on it is counted as one item and one circulation.*

**Locked\*P19/P19m) Total Electronic Materials Circulation**

Total e-book, e-serial, and downloadable audio and video circulation. Calculated by LibPAS.

**Locked \*P20) Total Circulation**

Total annual circulation of all physical items and electronic materials. Calculated by LibPAS.

## Programs

A program is any planned event which introduces the group attending to any library services or activities or which directly provides information to participants. Programs may cover use of the library, library services, or library tours. Programs may also provide cultural, recreational, or educational information, often designed to meet a specific social need. Examples of these types of programs include film showings; lectures; story hours; literacy, English as a second language, citizenship; and book discussions. If programs are offered as a series, count each program in the series. Include all programs, whether held on or off site, which are sponsored or co-sponsored by the library. For example, a film series offered once a week for eight weeks should be counted as eight programs. Do not include programs sponsored by other groups that use library facilities.

*Note: Do not include library activities delivered on a one-to-one basis, rather than to a group, such as one-to-one literacy tutoring, services to homebound, resume writing assistance, homework assistance, and mentoring activities. One-on-one services provided by library staff may be counted as reference in P07/P07m.*

**\*P21/P21m) Children's Programs**

Report the annual number of children's programs offered. A children's program is a planned event for which the target audience is children 11 years and younger. A children's program may introduce attendees to children's library services or activities. Children's programs may provide cultural, recreational, or educational information or activities. Examples include storytimes, STEM programs, summer learning events, etc. Include all on or off site programs that were sponsored or co-sponsored by the library. Count each program in a series of children's programs as one distinct program. For example, a storytime offered once a week, 48 weeks a year, should be counted as 48 programs. A library-organized, self-paced activity, such as the reading portion of a summer reading program, is counted as one program. Do not include programs sponsored by other groups that use library facilities.

*Note: Do not include children's programs delivered on a one-to-one basis, such as tutoring.*

**\*P22/P22m) Young Adult Programs**

Report the annual number of young adult programs offered. A young adult program is a planned event for which the target audience is young adults 12-18 years old. A young adult program may introduce attendees to library services or activities for young adults. Programs may provide cultural, recreational, or educational information

or activities. Examples include book clubs, art activities, STEM programs, summer learning events, etc. Include all on or off site programs that were sponsored or co-sponsored by the library. Count each program in a series of young adult programs as one distinct program. For example, a book club offered once a week, 48 weeks a year, should be counted as 48 programs. A library-organized, self-paced activity, such as the reading portion of a summer reading program, is counted as one program. Do not include programs sponsored by other groups that use library facilities.

*Note: Do not include young adult programs that are delivered on a one-to-one basis, such as tutoring.*

### **P23/P23m) Adult Programs**

Report the annual number of adult programs offered. An adult program is a planned event for which the target audience is adults 18 years old or older. An adult program may introduce attendees to library services or activities for adults. Programs may provide cultural, recreational, or educational information or activities. Examples include book clubs, craft activities, classes, author events, etc. Include all on or off site programs that were sponsored or co-sponsored by the library. Count each program in a series of adult programs as one distinct program. For example, a book club offered once a week, 48 weeks a year, should be counted as 48 programs. A library-organized, self-paced activity, such as the reading portion of a winter reading program, is counted as one program. Do not include programs sponsored by other groups that use library facilities.

*Note: Do not include adult programs that are delivered on a one-to-one basis, such as tutoring.*

### Locked \***P24/P24m) Total Programs**

Total number of children's, young adult and adult programs. Calculated by LibPAS.

## **Program Attendance**

### **\*P25/P25m) Children's Program Attendance**

Report the total attendance at all programs intended for children held during the year, regardless of attendees' ages. Include attendance at off-site programs that are sponsored or co-sponsored by the library. People who register for a library activity that is self-paced, such as the reading portion of a summer reading program, should be counted once. Do not include attendance at programs sponsored by other groups that use library facilities.

*Note: Do not include attendance at library activities that are delivered on a one-to-one basis, such as tutoring.*

### **\*P26/P26m) Young Adult Program Attendance**

Report the total attendance at all programs intended for young adults held during the year, regardless of attendees' age. Include attendance at off-site programs that are sponsored or co-sponsored by the library. People who register for a library activity that is self-paced, such as the reading portion of a summer reading program, should be counted once. Do not include attendance at programs sponsored by other groups that use library facilities.

*Note: Do not include attendance at library activities that are delivered on a one-to-one basis, such as tutoring.*

### **P27/P27m) Adult Program Attendance**

Report the total attendance at all programs intended for adults held during the year, regardless of attendees' ages. Include attendance at off-site programs that are sponsored or co-sponsored by the library. People who

register for a library activity that is self-paced such as a reading program should be counted once. Do not include attendance at programs sponsored by other groups that use library facilities.

*Note: Do not include attendance at library activities that are delivered on a one-to-one basis, such as tutoring.*

Locked **\*P28/P28m) Total Program Attendance**

Total attendance at children's, young adult and adult programs. Calculated by LibPAS.

## Successful Retrieval of Information from Electronic Collections

Information from electronic collections is the number of full-content units or descriptive records examined, downloaded, or otherwise supplied to users from online library resources that require user authentication but do not have a circulation period. Electronic collections include information databases and platforms with downloadable media that do not have a loan period, e.g. RBDigital Magazines and Freegal. Examining documents is defined as having the full text of a digital document or electronic resource downloaded or fully displayed. Some electronic services do not require downloading. Simply viewing documents is normally sufficient for user needs. Include use both inside and outside the library. Do not include the use of the online catalog or library website homepage.

**\*P29) Number of Information Retrievals from Electronic Collections**

Enter the number of full-content units or descriptive records examined, downloaded, or otherwise supplied to user, from online library resources that require user authentication but do not have a circulation period. Include use of licensed databases and downloadable media such as E-Books MN, RBDigital Magazines and Freegal. Do not include use of the online library catalog or library website homepage.

*Note: Check the "Unavailable" box if your library does not count information retrievals from electronic collections.*

Locked **\*P30) Electronic Content Use**

Total number of Electronic Materials Circulation and Information Retrievals from Electronic Collections. Calculated by LibPAS.

Locked **\*P31) Total Collection Use**

Total number of Physical Item Circulation and Electronic Content Use. Calculated by LibPAS.

## Public Service Hours

Include the hours open for public service for central and branch locations, bookmobiles, and books-by-mail service. For each bookmobile, count only the hours during which the bookmobile is open to the public. Do not include travel hours. For books-by-mail service, count the hours that the outlet is staffed for service. Do not count minor variations in scheduled public service hours such as closing due to snow conditions or a parade. Do subtract extensive hours closed to the public due to emergencies, natural disasters, renovations, budget shortfalls, or other events even if the staff is scheduled to work.

**H01m-H07m) Daily Hours**

Report the number of hours that the library is open to the public per day, Monday through Sunday. Report seasonal hours if the time period is more or less than 30 or more consecutive days. Place seasonal hours, if any, in parentheses after the normal hours. Examples: Monday 8 (5); Sunday 4 (0). If the library is not open, please enter "0" (zero).

*Note: Do not include unscheduled minor variations, such as closing due to snow conditions or a parade. Do include closures to the public due to emergencies, natural disasters or building renovations.*

**H08/H08m) Number of Public Services Hours in a Regular Week**

Enter the total number of daily public service hours in a typical week. Round to the nearest whole hour. (Round down if number is equal to or less than 0.4. Round up if number is equal to or greater than 0.5.) Do not include seasonal hours.

**H09/H09m) Number of Public Services Hours in a Seasonal Week**

Enter the total number of daily public service hours during a typical seasonal week. Enter seasonal hours if the time period for the hours is more than 30 consecutive days. If the library does not have seasonal hours, leave field blank. Do not report "0" (zero) which would mean the library was closed during a seasonal week.

**H10/H10m) Seasonal Dates**

Enter the dates (month/day/year to month/day/year) that the library operated under seasonal daily hours. For example, use "5/29/17 to 9/4/17" rather than "Memorial Day through Labor Day" or "Summer." Only enter seasonal hours if the time period for the hours is more than 30 consecutive days. If the library does not have seasonal hours, leave field blank. Do not report "0" (zero) which would mean the library was closed during a seasonal week.

**\*H11m) Number of Weeks Library is Open**

Enter the total number of weeks during the year that the outlet was open to the public. Include all weeks that the library was open at least 50% of a typical week.

**\*H12/H12m) Total Public Service Hours per Year**

Enter the total number of public service hours for the year adjusting for holidays and seasonal hours.

## Facilities

**\*F01) Central Libraries**

Pre-filled with "1" (one). Change to "0" (zero) if there is no central library. A central library, or main library, is one type of single outlet library or the library which is the operational center of a multiple-outlet library. All processing may be located here or the principal collections are housed here.

*Note: Each administrative entity may report either no central library or one central library. No administrative entity may report more than one central library. If you wish to identify a central library in the outlet file, identify the library with the largest collection as the central library and report all others as branches. Where there are several co-equal outlets and no principal collection, report all such outlets as branches, not central libraries.*

**\*F02) Branch Libraries**

Pre-filled with “0” (zero). Edit as needed with the number of branch libraries. A branch library is an auxiliary unit of an administrative entity which has at least all of the following:

1. Separate quarters
2. Organized collection of library materials
3. Paid staff
4. Scheduled hours open to the public

**\*F03) Bookmobiles**

Pre-filled with “0” (zero). Edit as needed with the number of bookmobiles. A bookmobile is a traveling branch library. It consists of at least all of the following:

1. Truck or van that carries an organized collection of library materials
2. Paid staff
3. Scheduled hours (bookmobile stops) open to the public

*Note: A bookmobile outlet record may include more than one bookmobile. Separate outlet records may be created for each bookmobile if they have different addresses and/or Geographic Code (see G25).*

**F04) Supplementary Services**

Enter the number of supplementary services. A supplementary service is authorized and overseen by your library, provides reference or other public service and/or circulates materials, and has regularly scheduled hours. This includes but is not limited to pick-up and return stations, kiosks, online or in-person homework assistance, and online person-to-person services such as Tutor.com, Brainfuse.com, and Ed2Go.com.

Locked **\*F05m) Outlet Type Code**

Pre-filled with type of outlet.

- CE - Central library
- BR - Branch library
- BS - Bookmobile.

Please contact State Library Services if the designation for your library has changed.

**\*F06m) Number of Bookmobiles**

Enter the number of bookmobiles that are considered an outlet of the library. Enter “0” (zero) if the bookmobile is only parked at the outlet location.

Locked **F07m) Facility Type Code**

Pre-filled with the code used for your location. Please review and contact State Library Services if the designation for your library has changed.

- L - A single-purpose library building built to serve as a library
- M - A multi-purpose building that was constructed to include the library
- G - A multi-purpose building where the library was included at a later date
- R - A remodeled store, office, or government building where the library shares the building with other entities
- S - A remodeled store, office or government building that houses only a library
- B - A bookmobile

O - Other

Locked \***F08m) Square Feet**

Pre-filled with the square footage of a library location. Square footage includes the area on all floors enclosed by the outer walls of the library outlet. It includes all spaces occupied by the library, including staff areas. It also includes any area shared with another agency or agencies, if the library uses the shared space, for example a meeting or conference room. Please contact State Library Services if the square footage of a location has changed.

**F09m) Year Built**

Pre-filled with the year the building was constructed, even if it was not constructed to serve as a library, for example "1997". For bookmobiles, use the vehicles model year rather than the year purchased. If the pre-filled answer is incorrect, please update.

**F10m) Latest Year Remodeled**

Pre-filled with the most recent year that a substantial modification to the building was completed, for example "2011". Substantial modification means that the remodeling involved 1) structural changes, 2) the services of a licensed architect, and/or 3) a cost of \$100,000 or more. If the pre-filled answer is incorrect, please update. If date is not known, please leave the field blank.

**F11m) Previous Year(s) Remodeled**

Pre-filled with the years in which substantial interior and/or exterior modifications to the building or the library portion of a multi-purpose building were completed. Example: "1955, 1980". If the pre-filled answer is incorrect, please update. If date is not known, please leave the field blank.

## Computers

Report the number of the library's Internet computers (desktops, laptops and mobile devices), whether purchased, leased or donated, used by the staff or public in the library. Data entered into library outlet fields "roll up" into a total for the library administrative entity. The library administrative entity's field is locked.

**F12/F12m) Staff Internet Computers**

Pre-filled with the number of computers (desktop, laptop and tablet) that connect to the Internet for staff use. The number includes both purchased and leased computers. If the pre-filled answer is incorrect, please update.

**\*F13/F13m) Public Internet Stationary Computers**

Pre-filled with the number of desktop computers that connect to the Internet for public use. The number includes purchased, leased and donated computers. If the pre-filled answer is incorrect, please update.

**F14/F14m) Public Internet Mobile Devices for On-Site Use**

Pre-filled with the number of mobile devices such as laptops, tablets, and e-readers that connect to the Internet for public use in the library. If the pre-filled answer is incorrect, please update.

Locked **F15/F15m) Total Public Internet Computers/Devices**

Total number of desktop and mobile devices that connect to the Internet for public use. Calculated by LibPAS.

### **F16m) Fiber Optic to Library Building**

Pre-filled with whether or not a fiber optic telecommunication line is connected to the library building. Fiber optic cable is a high-speed data transmission medium. It contains tiny glass or plastic filaments that carry light beams. Digital data is transmitted through the cable via rapid pulses of light. Yes indicates that the library line is connected to the Internet with fiber optic cable. If the pre-filled answer is incorrect, please update.

### **F17m) Category 6 or Better Wiring within Library**

Report whether or not the building has Category 6 or better wiring. Category 6 to 9 wiring are higher quality telecommunication cabling systems that are suitable for a wide range of applications. Select the grade of Category wiring within the library from the available choices. If the library does not have Category 6 or better wiring, select "None of the above."

Choices are:

- Category 6
- Category 7
- Category 8
- Category 9
- None of the above

## **Public Internet Speeds**

An Internet speed test measures broadband connection parameters by sending a small file from the server and measuring the time it takes to download and then upload the file back to the server. Please test the upload and download speeds for your public computers using [Ookla's Speedtest](http://www.speedtest.net/) (www.speedtest.net/). Test using a public computer when all or most of the library's Internet computers are in use.

Visit [Ookla's Speedtest](http://www.speedtest.net/) (www.speedtest.net/) and click "GO" to start the test. Enter speeds using these categories:

Speed Ranges:

- Up to 1.4 Mbps (millions of bits per second)
- 1.5 Mbps (T1)
- 1.6 Mbps – 4.9 Mbps
- 5.0 Mbps – 9.9 Mbps
- 10.0 Mbps – 15.0 Mbps
- 15.1 Mbps – 20.0 Mbps
- 20.1 Mbps – 50.0 Mbps
- 50.1 Mbps – 100 Mbps
- 100.1 Mbps – 500 Mbps
- 500.1 Mbps – 1 Gbps (billions of bits per second)
- Greater than 1 Gbps (please specify)

### **F18m) Not used**



There is no performance indicator for this field (formerly Optimum Internet Download Speed for Public Computers).

**F19m) Typical Internet Download Speed for Public Computers**

Select the download speed range for the result from Ookla's Speedtest. Test using a public computer when all or most of the library's Internet computers are in use.

**F20m) Not used**

There is no performance indicator for this field (formerly Optimum Internet Upload Speed for Public Computers).

**F21m) Typical Internet Upload Speed for Public Computers**

Select the upload speed range for the result from Ookla's Speedtest. Test using a public computer when all or most of the library's Internet computers are in use.

**Wi-Fi**

Wi-Fi is a wireless networking technology that allows public Internet access using mobile devices.

**F22) Number of outlets with Wi-Fi available to Public**

Pre-filled with the number of outlets that offer public Wi-Fi service. If the pre-filled answer is incorrect, please update.

**F22m) Wi-Fi Available to Public**

Pre-filled with whether or not the library offers wireless Internet service for the public, *Yes* indicates that your library offers Wi-Fi service at this location. *No* indicates that your library does not offer Wi-Fi service at this location. If the pre-filled answer is incorrect, please update.

**Meeting Rooms**

A meeting room is a separate space in a library building set aside for meetings. The library may or may not charge a fee for the use of the room.

**F23) Number of Outlets with a Meeting Room**

Enter the number of library outlets that have a meeting room available for public use.

**F23m) Meeting Room Available for Public Use**

Pre-filled with whether or not a separate room is available for public use. The library may or may not charge a fee for the use of the room. *Yes* indicates that the outlet has a public meeting room. *No* indicates that the outlet does not have a public meeting room. If the pre-filled answer is incorrect, please update.

**F24/F24m) Non-Library Sponsored Events**

Enter the total number of organized activities held at the library that were not sponsored or co-sponsored by the library. A non-library sponsored event may be held in a library meeting room or in public service areas. For example, a tutoring session by a literacy volunteer and student is a non-library sponsored event.

## Assistive Technology

Pre-filled with whether or not your library offers equipment/software that helps people with disabilities to use library materials or the Internet. If the pre-filled answer is incorrect, please update.

### Low Vision Keyboard Available?

Pre-filled with whether or not the library has a computer keyboard with large-print, high-contrast or oversized keys. Update as needed.

### Magnifier Available?

Pre-filled with whether or not the library has an optical device that makes an item appear larger to the eye than it really is. Update as needed.

### Optical Character Reader (OCR) Available?

Pre-filled with whether or not the library has a device that scans and audibly reads text. Update as needed.

### Page Turner Available?

Pre-filled with whether or not the library has a device that helps a person turn the page of a book or flip a sheet of paper. Update as needed.

### Screen-enlarging Software Available?

Pre-filled with whether or not the library has a software application that enlarges what is seen on a computer screen. Update as needed.

### Speech Input or Output Available?

Pre-filled with whether or not the library has speech input devices that convert spoken words into text. Speech output devices (screen readers) convert text into speech using a voice synthesizer. Update as needed.

### Other Available?

Enter Yes if your library offers any other assistive technology equipment or software.

If "Yes." please describe

Please type the name of the device or equipment available at your library into the field, e.g. "Video Relay Service."

## Staff Information

Please report full time equivalent (FTE) figures as of the last day of the reporting period (December 31). Include all positions funded in the library's budget whether those positions are filled or not. For hours not listed below, divide hours worked by 40 and calculate to two decimal points to determine the FTE. Note that data entered into library outlet fields automatically "roll up" into a total for the library administrative entity. The library administrative entity's field is locked.

### Common FTE include:

5 hours per 40-hour work week = .12 FTE	20 hours per 40-hour work week = .50 FTE
8 hours per 40-hour work week = .20 FTE	25 hours per 40-hour work week = .62 FTE
10 hours per 40-hour work week = .25 FTE	30 hours per 40-hour work week = .75 FTE
12 hours per 40-hour work week = .30 FTE	35 hours per 40-hour work week = .87 FTE
16 hours per 40-hour work week = .40 FTE	40 hours per 40-hour work week = 1.00 FTE

**\*S01/S01m) Total ALA/MLS Librarians**

Enter the FTE for librarians with master's degrees from library and information studies programs that are accredited by the American Library Association. Do not include staff members with an MLS degree that are not employed as librarians; count as Other Staff in S04.

**S02/S02m) Total Other Librarians**

Enter the FTE for employees with the title "librarian" that do not hold a master's degree from a library and information studies program accredited by the American Library Association, but are paid for work that usually requires professional training and skill in the theoretical or scientific aspects of library work, or both, rather than the mechanical or clerical aspect.

Locked **\*S03/S03m) Total Librarians**

Total FTE of ALA/MLS librarians and other librarians. Calculated by LibPAS.

**\*S04/S04m) Total Other Staff**

Enter the FTE for all other FTE employees paid from the library budget, including information technology, administrative support, security, and maintenance staff. Please count all positions even if salary information is not provided in the Selected Salary Schedule below.

Locked **\*S05/S05m) Total Paid Employees**

Total FTE of librarians and other staff. Calculated by LibPAS.

## Selected Salary Schedule

Please provide the hourly pay range for all funded positions, including vacant positions. For example, the salary for a reference librarian for Step 1 is \$15.20 (Low) and for the final Step 10 is \$21.00 (High). If no salary schedule is available, list the current hourly pay rate in the Hourly Rate-High column and leave the Hourly Rate-Low column blank.

**S06) Regional Director Low / Regional Director High**

Pre-filled with pay range of the chief administrative officer of a regional public library system. If the pre-filled answer is incorrect, please update.

**S07) Library Director Low / Library Director High**

Pre-filled with pay range of Director, Chief Executive or Head Librarian who is the person who plans and directs all aspects of a library's operation, and reports directly to a board of trustees or city/county officials. If the pre-filled answer is incorrect, please update.

**S08) Assistant Director Low / Assistant Director High**

Pre-filled with pay range of Deputy, Assistant or Associate Director who reports to the library director and is responsible for all library activities in the absence of the director. If the pre-filled answer is incorrect, please update.

**S09) Branch Manager Low / Branch Manager High**

Pre-filled with pay range of a branch manager responsible for the operation of a location that is physically separate from an administrative office or a central library. If the pre-filled answer is incorrect, please update.

**S10) Central Library Manager Low / Central Library Manager High**

Pre-filled with pay range of a central library manager responsible for the operation of a central library. If the pre-filled answer is incorrect, please update.

**S11) Department Head Low / Department Head High**

Pre-filled with pay range of a department head who manages a section of a central library or library administrative entity and is a member of the library's executive team. If the pre-filled answer is incorrect, please update.

**S12) Other Librarian Low / Other Librarian High**

Pre-filled with pay range of job titles that may include children's or reference librarian or cataloger. Duties may include but are not limited to assisting the public, selecting, acquiring, and organizing materials, and organizing activities for different age groups. If the pre-filled answer is incorrect, please update.

**S13) Technology Support Low / Technology Support High**

Pre-filled with pay range of staff responsible for the maintenance and operation of computer or computer-related equipment. Position may provide technical assistance and training to users and resolves computer software and hardware problems. If the pre-filled answer is incorrect, please update.

**S14) Library Support Staff Low / Library Support Staff High**

Pre-filled with pay range of job titles that include circulation or acquisitions clerk, technical or public services assistant, etc. Job responsibilities may include circulation or processing. Position requires knowledge specific to library operations. If the pre-filled answer is incorrect, please update.

**S15) Administrative Support Staff Low / Administrative Support Staff High**

Pre-filled with pay range of job titles that include administrative assistant or administrative secretary. Job responsibilities may include general office work, including but not limited to bookkeeping, maintaining personnel records, and purchasing supplies. If the pre-filled answer is incorrect, please update.

**S16) Pages Low / Pages High**

Pre-filled with pay range of staff who retrieve library materials and/or return library materials to the shelves. If the pre-filled answer is incorrect, please update.

**S17) Do Any Library Staff Belong to a Union?**

Please indicate if there is one or more legally recognized organizations representing your employees for the purpose of collective bargaining. *Yes* indicates that library employees are members of a union. *No* indicates that library employees are not members of a union.

## Library Collection

Report items the library has acquired and catalogued as part of the collection that have been purchased, donated, leased, or licensed by the library, a consortium, the state library, a donor or other person or entity. Include items that are accessed with a library card or at a library location. Items do not have to be included in the catalog. Count items that have a loan period and are returned to the library. Count electronic materials at the administrative entity level; do not duplicate numbers at each branch. Do not include microforms, loose sheet music, maps, and pictures. Do not include items that are retained by the user and not returned to the library.

## Physical Materials

Report the number of physical items such as books, CDs, DVDs, and tools or equipment in the library's collection. Count only those items that are available for public use. Include the number of volumes if available. Items which are packaged together as a unit such as two compact discs or two DVDs and intended to be checked out as a unit should be counted as one physical item. Please count items that include two formats such as a book/CD combination in only one category—Print, Audio or Multi-format. If your library is not able to distinguish the physical format of items, please enter the total number of items in C05/C05m) Other Physical Materials. Note that data entered into library outlet fields automatically “roll up” into a total for the library administrative entity. The library administrative entity's field is locked.

*Note: Do not include e-books, e-serials, and downloadable audio and video.*

### **\*C01/C01m) Print Materials (Books and Periodicals)**

Report the number of physical items, including duplicates, printed on paper with hard or soft covers or in a loose-leaf format held by the library. If volume data is not available, please count the number of titles instead. Include bound forms of printed music and maps, and non-serial government documents. Do not include unbound sheet music. Books packaged together as a unit (e.g. a 2-volume set) and checked out as a unit are counted as one item.

### **\*C02/C02m) Audio Materials, Physical**

Report the number of items held by the library in a fixed physical format, including duplicates, on which only sounds, music or narratives, are stored. Include any format including compact discs, playaways, LP records, audiocassettes, audio cartridges, audio discs (including audio-CD-ROMs), audio-reels, and talking books.

### **\*C03/03m) Video Materials, Physical**

Report the number of items held by the library in a fixed physical format, including duplicates, on which moving pictures are recorded, with or without sound. Electronic playback is on a television receiver or computer monitor. Video formats may include videotape, DVD, and/or CD-ROM.

**C04/C04m) Multi-format Materials**

Report the number of multi-format items that consist of at least two different physical formats such as a book and CD that are held by the library.

**C05/C05m) Other Physical Materials**

Report the number of any other physical items that are available for use by the public such as tools, cookware, sports equipment, mobile devices, and mobile hotspots.

Locked **C06/C06m) Total Physical Materials**

Total number of print, audio, video, multi-format, and other physical materials. Calculated by LibPAS.

**\*C07/C07m) Print Serial Subscriptions**

Report the number of current print serial subscriptions including duplicates. Serial subscriptions may include magazines, newspapers, annuals, government documents, reference tools, and numbered monographic series. Do not include microform subscriptions.

**Electronic Materials**

Electronic materials include downloadable materials distributed digitally and accessed via a computer, the Internet or mobile device (e-readers, tablets, etc.). Types of electronic materials include e-books and electronic video and audio files. Electronic materials include only items that the library has selected as part of its collection. Items must have a loan period and require a library card or user authentication to download. Titles may be linked in a catalog but are not required to be in a catalog. Do not include electronic materials that are in the public domain or not copyrighted.

*Note: Do not include resources that are available for unlimited use or are kept by the user and not returned to the library. Those resources are counted in Electronic Collections.*

*Electronic Serial Subscriptions*

E-serials are online content-based materials produced on a regular schedule that are readable on computers or other electronic devices. They may have comparable print versions or be available only in digital format. Items must have a loan period and require a library card or user authentication to download. Titles may be linked in a catalog but are not required to be in the catalog.

*Note: Do not include e-serials that are not loaned or that users get to keep the issues rather than return them to the library such as RBdigital Magazines. RBdigital Magazines is considered an electronic collection rather than electronic material.*

**C08) Electronic Serial Subscriptions, Licensed Locally, Downloadable**

Enter the number of e-serial subscriptions that your library has licensed and paid for directly.

Locked **C09) Electronic Serial Subscriptions, Licensed Regionally, Downloadable**

Pre-filled with the number of e-serial subscriptions that your regional library system has licensed and paid for on your behalf.

<sup>Locked</sup> **C10) Total Electronic Serial Subscriptions**

Total electronic serial subscriptions licensed locally and regionally. Calculated by LibPAS.

*Electronic Books (E-books)*

An e-book is a book-length publication in digital form that consists of text and/or images and is readable on computers or other electronic devices (e-readers, tablets, smartphones, etc.) Please include e-books that are stored locally or at a vendor site for which permanent or temporary access rights have been acquired. Items must have a loan period and require a library card or user authentication to download. Titles may be linked in a catalog but are not required to be in the catalog. E-books that are packaged together as a unit such as multiple titles on a single e-book reader and checked out as a unit are counted as one item.

*Note: Do not include e-books that are in the public domain or non-copyrighted e-books with unlimited availability or items available through content aggregators such as Freading. Freading is considered an electronic collection.*

**C11) Electronic Books Licensed Locally**

Report the number of e-book units held including duplicates for items that your library has selected and purchased for its own use. Content obtained through a vendor on a temporary basis is considered part of the collection.

<sup>Locked</sup> **C12) Electronic Books Licensed Regionally**

Pre-filled with the number of e-books that your regional library has licensed and paid for on your behalf.

<sup>Locked</sup> **C13) Electronic Books Licensed Statewide**

Pre-filled with e-books available through the Electronic Library of Minnesota (ELM) and Ebooks Minnesota.

<sup>Locked</sup> **\*C14) Total Electronic Books**

Total number of e-books licensed locally, regionally and statewide. Calculated by LibPAS.

*Audio Downloadable Units*

Downloadable audio are electronic files on which only sounds are stored (recorded) on a library or vendor server that are played back electronically. Audio files are downloaded on portable or electronic devices. Items must have a loan period and require a library card or user authentication to download. Titles may be linked in a catalog but are not required to be in the catalog. Include only items that the library has selected as part of its collection.

*Note: Do not include audio files that are in the public domain or non-copyrighted audio files with unlimited availability or are not returned to the library such as Freegal. Freegal is considered an electronic collection.*

**C15) Audio Downloadable Units, Licensed Locally**

Report the number of downloadable audio units held including duplicates for items that your library has selected and purchased for its own use. Content obtained through a vendor on a temporary basis is considered part of the collection.

Locked **C16) Audio Downloadable Units, Licensed Regionally**

Pre-filled with the number of downloadable audio units that your regional library has licensed and paid for on your behalf.

Locked **\*C17) Total Audio - Downloadable Units**

Total number of downloadable audio units licensed locally and regionally. Calculated by LibPAS.

*Video Downloadable Units*

Downloadable video are electronic files on which moving pictures are recorded, with or without sound, that are stored on a library or vendor's server. Electronic playback uses a television receiver, computer monitor or mobile device. Items must have a loan period and require a library card or user authentication to download. Titles may be linked in a catalog but are not required to be in the catalog. Include only items that the library has selected as part of its collection. Report the number of units the library has acquired, including duplicates. Content obtained through a vendor on a temporary basis is considered part of the collection.

*Note: Do not include video files that are in the public domain or non-copyrighted video files with unlimited availability.*

**C18) Video - Downloadable Units, Licensed Locally**

Report the number of downloadable video units held including duplicates that your library has selected and purchased for its own use. Content obtained through a vendor on a temporary basis is considered part of the collection.

Locked **C19) Video - Downloadable Units, Licensed Regionally**

Pre-filled with the number of downloadable video units that your regional library has licensed and paid for on your behalf.

Locked **\*C20) Total Video - Downloadable Units**

Total number of downloadable video units licensed locally and regionally. Calculated by LibPAS.

**Electronic Collections**

An electronic collection is a collection of electronically stored data or unit records (facts, bibliographic data, abstracts, texts, photographs, music, video, etc.) with a common user interface and software for the retrieval and use of the data. Electronic collections do not have a circulation period, and search results may be retained by the user. Remote access to the collection may or may not require authentication. Unit records may or may not be included in the library's catalog. The library may or may not select individual titles. Include electronic collections that are available online or are locally hosted in the library.

Information databases are electronic collections. Platforms with downloadable media may or may not be an electronic collection. An electronic collection may be funded by the library, or provided through cooperative agreement with other libraries, or through the State. Your library may have multiple electronic collections through one vendor interface. Count each electronic collection separately.



*Note: Count each electronic collection individually even if it is available through more than one vendor. Do not include resources that are provided by third parties and freely linked to on the Internet.*

**C21) Electronic Collections Licensed Locally**

Report the number of electronic collections that your library has acquired for its own use.

Locked **C22) Electronic Collections Licensed Regionally**

Pre-filled with the number of electronic collections that your regional library has licensed and paid for on your behalf.

**C23) Not used**

There is no performance indicator for this field.

Locked **\*C24) Total Licensed Electronic Collections, Local/Regional/Other Cooperative Agreement**

Total number of licensed electronic collections purchased by your library, a regional system or by other cooperative agreement. Calculated by LibPAS.

Locked **\*C25) Electronic Collections Licensed Statewide**

Pre-filled with the number of electronic collections obtained through state funding for the Electronic Library of Minnesota (ELM).

Locked **\*C26) Total Licensed Electronic Collections**

Total number of licensed electronic collections. Calculated by LibPAS.

## Policies/Plans

Libraries have written policies for services, collections, personnel and operations. Plans state the library's role, vision for the future, and services to be implemented. Policies and plans set standards and guide staff members in making day-to-day decisions. The following are typical public library policies and plans. Enter the year, for example "2016", that your library most recently updated each policy or plan. Enter "NONE" if your library does not have a particular policy or plan.

**D01) Strategic Plan**

Pre-filled with the date that the library most recently created or updated its strategic plan for how the library's resources will be allocated over several years to achieve objectives determined by the library board or other policy-making body. If the pre-filled date is incorrect, please update.

**D02) Disaster Plan**

Pre-filled with the date that the library most recently created or updated its disaster plan with procedures for continuity of operations in preparation for, or in the event of, a natural or man-made disaster. If the pre-filled date is incorrect, please update.

**D03) Policy Manual**

Pre-filled with the date that the library most recently created or updated its compilation of board and/or management policies on library practices. The manual includes a schedule for policy review. If the pre-filled date is incorrect, please update.

**D04) Records Retention Schedule**

Pre-filled with the date that the library most recently created or updated its description of the library's key records that includes information on format(s), guidance for how long each type of record is maintained, and methods for discard. If the pre-filled date is incorrect, please update.

**D05) Building Accessibility Plan**

Pre-filled with the date that the library most recently created or updated its evaluation of the library building with regard to compliance with the State Building Code and the Americans with Disabilities Act Architectural Guidelines. If the pre-filled date is incorrect, please update.

**D06) Technology Plan**

Pre-filled with the date that the library most recently created or updated its document that explains how technology is integrated into the services provided to library users and staff. The library technology plan may provide for staff training and include schedules for maintenance and replacement of equipment. An approved technology plan is required for eligibility for certain types of e-rate funding. If the pre-filled date is incorrect, please update.

**D07) Internet Acceptable Use Policy**

Pre-filled with the date that the library most recently created or updated its policy approved by the library board that indicates the provisions under which either the public or staff can use library computers for access to the Internet. If the pre-filled date is incorrect, please update.

## Community Engagement

### Outreach Services

Report Yes if your library provides outreach services to organization types listed below. Outreach refers to library services provided to community groups or organizations or work with another agency to deliver library services. Outreach may involve, but does not require, library staff visits to a location outside the library. For example, setting up a booth at a local event or conference, making a presentation at a school, or delivering materials to a jail or prison. If the pre-filled answer is incorrect, please update.

**O1 through O11 are not used.**

There are no performance indicators for these fields.

### Adult Basic Education

Pre-filled with whether or not the library provides service to a day or evening program offered by a public school district for people over 16 years of age who do not attend an elementary or secondary school. The program offers academic instruction necessary to earn a high school diploma or equivalency certificate.

**Adult Literacy Organization**

Pre-filled with whether or not the library provides service to an agency with structured programs for individuals 16 years and older that improve ability to read, write, and speak in English and to compute and solve problems at levels of proficiency necessary to function on the job, in the family, and in society.

<sup>New</sup> **Arts Organization**

Report Yes if your library provides services to an organization formed for the purpose of developing and promoting the work of artists in various visual and performing art forms such as film, sculpture, dance, painting, multimedia, poetry, and performance art.

**Early Childhood Organization**

Pre-filled with whether or not the library provides service to an agency that provides preschool child care or after-school activities for children or an alternative day-time learning environment other than a public, charter or parochial school, such as a private preschool.

**Correctional Facility**

Pre-filled with whether or not the library provides service to a government-sanctioned institution that houses legally incarcerated people.

**Cultural Communities**

Pre-filled with whether or not the library provides service to people who share a distinct culture.

<sup>New</sup> **Disability Organization**

Report Yes if your library provides services to an organization that works with people who have physical, mental or sensory impairments that substantially limits one or more major life activities, people who have a history or record of such an impairment, or people who are perceived by others as having such an impairment.

<sup>New</sup> **Homeschool Organization**

Report Yes if your library provides services to a group of people who educate (one's child) at home instead of sending them to a school or a homeschool cooperative of people working together to offer classes or programs, or support one another.

**Service to Homebound**

Pre-filled with whether or not the library provides service to persons for whom it is difficult to leave home, or whose physical mobility requires a caregiver, including assistance with moving a wheelchair.

**School (K-12)**

Pre-filled with whether or not the library provides service to institutions for the instruction of children up to age 18 organized to meet the educational standards of the State of Minnesota. Enter outreach services to homeschool organizations in O13) Homeschool Organization.

**Senior-Centered Organization**

Pre-filled with whether or not the library provides service to a non-profit organization or for-profit business whose clientele are persons age 60 years and older.

**New Veterans Organization**

Report Yes if your library provides services to an organization that provides help for military veterans and their dependents.

**Workforce Development**

Pre-filled with whether or not the library provides service to a private, non-profit or government agency that works with job seekers or people seeking career or employment training.

**Youth Development Organization**

Pre-filled with whether or not the library provides service to a private, non-profit or government agency that works with youth through age 21, offering programs or services afterschool, during the summer, or on school release days.

**Other**

Enter any other type of organization or population that the library provides services or programs to.

**Community Partnerships**

Community engagement depends upon partnerships with diverse stakeholders from public and private spheres. The library establishes partnerships to enhance the library's capacity, impact and ability to address community needs such as homelessness, immigration, poverty, equity, public safety, economic development, public health, and environmental sustainability. As partners, library staff members join community organizations and serve on boards, committees and work groups and network in ways that emphasize the library's desire to learn and understand community issues. They help design and implement programs in ways that engage community-members directly in the work of social change.

When two or more organizations create a partnership they can engage with one another to varying degrees. Partners communicate information by attending meetings, distributing promotional materials, setting up displays, making presentations, etc. in order to raise awareness of community needs. At a cooperative level, partners provide mutual assistance in working toward a common goal by sponsoring activities or recruiting volunteers to address community needs. Fully committed partners work collaboratively to jointly develop and deliver a program or service by sharing staff, resources, and costs for the benefit of participants.

**O12) Did this library partner with one or more community organizations or groups in order to address a community need?**

Select *Yes* if the library does partner with community organizations or groups. Select *No* if it does not.

**O13) If Yes, at what levels does the library engage with its partners?**

If the library engages with multiple partners, select any or all of the degrees of engagement that the library has with any of its partners. Select *Yes* if the library engages with partners at this engagement level.

**O13a) Communicative** - Partners communicate information by attending meetings, distributing promotional materials, setting up displays, making presentations, etc. in order to raise awareness of community issues and needs. This is a minimum degree of partnership.

**O13b) Cooperative** - Partners provide mutual assistance in working toward a common goal by sponsoring activities, donating incentives, recruiting volunteers, etc. to address community issues and needs. This is a moderate degree of partnership.

**O13c) Collaborative** - Partners work together to jointly develop and deliver programs by sharing staff, resources, and costs to address community issues and needs and make an impact in the community. This is the maximum degree of partnership.

**O14) If Yes, does this library measure the impact on the community due to the partnership's efforts?**

Select *Yes* if the library does measure community outcomes due to partnership efforts. Select *No* if it does not.

## Volunteers

Volunteers are individuals who perform a service willingly and without pay. Volunteers can be any age but are usually 14 years of age or older. Volunteer tasks in the library include, but are not limited to, creating library displays, maintaining the condition of physical materials, assisting with annual book sales, making library customers' visits welcoming and successful, assisting with library programs, assisting customers with computer applications, and returning materials to library shelves. Do not include court-mandated community service or internships. You may use sampling to determine the number of volunteer hours.

*Note: Check the "n.c." (not counted) box if your library does not count the number of volunteers or volunteer hours. If your library does not track teen volunteers and hours separately, report the total number of volunteers and hours under the adult categories.*

**O15) Does this library have a volunteer program for individuals or groups to complete tasks willingly and without pay?**

Select *Yes* if the library has a volunteer program. Select *No* if it does not.

If the answer to O15 is *Yes*, complete O16m to O17m.

**O16m) Number of Teen Volunteers**

Enter the number of volunteers ages 14 to 17 who donated time to complete tasks at this location during the year.

*Note: Check the "n.c." (not counted) box if your library does not count the number of volunteers. If your library does not track teen volunteers separately, report the number of all volunteers in O17m and leave O16m blank.*

**O17m) Number of Adult Volunteers**

Enter the number of volunteers ages 18 or older who donated time to complete tasks at this location during the year.

*Note: Check the "n.c." (not counted) box if your library does not count the number of volunteers. If your library does not track teen volunteers separately, report the total number of teen and adult volunteers here and leave O16m blank.*

**O18m) Number of Teen Volunteer Hours**

Enter the number of hours donated by volunteers ages 14 to 17 who donated time to complete tasks at this location during the year.

*Note: Check the "n.c." (not counted) box if your library does not count the number of volunteer hours. If your library does not track teen volunteer hours separately, report all volunteer hours for teens and adults in O19m and leave O18m blank.*

**O19m) Number of Adult Volunteer Hours**

Enter the number of hours donated by volunteers ages 18 or older who donated time to complete tasks at this location during the year.

*Note: Check the "n.c." (not counted) box if your library does not count the number of volunteer hours. If your library does not track teen volunteer hours separately, report all volunteer hours for teens and adults here and leave O18m blank.*

Locked **O20) Total Number of Volunteers**

Total number of teen and adult volunteers at all library outlet locations. Calculated by LibPAS.

Locked **O21) Total Number of Volunteer Hours**

Total of teen and adult volunteer hours at all library outlet locations. Calculated by LibPAS.

## Summer Learning Program

Public libraries incorporate summer learning programs with traditional summer reading programs. Summer learning programs focus on a variety of academic and developmental areas in addition to reading. Summer learning programs engage youth in activities that develop new skills in math, science, history, and art as well as reading. Summer learning is about exploring, creating, making, reading, and socializing. Summer learning programs help ensure that youth retain critical reading and academic skills they acquired during the school year through reading and learning activities over the school break.

**What type(s) of summer learning programs did this library offer for youth?**

Select one of the following choices.

- Reading program
- Learning program other than reading
- Both reading and learning programs
- None

**If the library offered summer learning programs including reading programs, please provide the intended age-groups for the program.**

Select Yes for all that apply.

- Preschoolers, birth to 5 years old
- Children, 5 to 11 years old
- Young adults, 12 to 18 years old

## Board, Foundation, Friends

### Library Board of Trustees

#### **I01) Does this library have a board of trustees?**

Pre-filled with *Yes* if the library has a board of trustees or *No* if the library does not have a board of trustees. If the pre-filled answer is incorrect, please update.

#### **I02) Are this library's trustees appointed or elected officials?**

Pre-filled with *Appointed* if trustees are board members appointed to represent a governmental unit such as a City Council or County Board of Commissioners or *Elected* if trustees are elected by voters to serve on the library board. If the pre-filled answer is incorrect, please update.

*Note: If an elected official is appointed by a governing authority to a library board, that official is appointed rather than elected.*

#### **I03) Is this library's Board of Trustees the advisory or governing authority?**

Pre-filled with *Advisory* if the library board advises the city council or county commissioners on matters pertaining to policies, procedures, and budgetary matters. Advisory boards advise a library director and local government on library concerns and promotes library service in a community or area. An advisory board acts as a liaison between the service area, the library and the local governmental authority. In cities, its responsibilities are outlined by the city charter. The library director is selected by the city or county administrator and usually is a department head. If the pre-filled answer is incorrect, please update.

Pre-filled with *Governing* if the board of trustees makes decisions pertaining to policies, procedures, and budgetary matters. Governing boards are established by local governmental bodies pursuant to Minnesota Statutes Chapter 134.34 and have legal, financial, policy making and planning responsibilities for library operations. The board also selects and evaluates the library director. If the pre-filled answer is incorrect, please update.

### Library Foundation

#### **I04) Does This Library Have a Foundation?**

Pre-filled with *Yes* if the library has a foundation. A foundation is a non-profit organization with funds managed by its own trustees that provide a stable source of income for a library through investments of the principle. If the pre-filled answer is incorrect, please update.

#### **I05) Foundation Name**

If answer to I04 is *Yes*, pre-filled with the name of the foundation. If the pre-filled answer is incorrect, please update.

### Library Friends

#### **I06/I06m) Does This Library Have a Friends Group?**

Pre-filled with *Yes* if the library has a Friends of the Library Group. A Friends group is an organized group that supports a library through financial contributions for specific projects, volunteers and/or advocacy. If the pre-filled answer is incorrect, please update.

**I07/I07m) Friends Group Name**

If answer to I06 is *Yes*, pre-filled with the name of the Friends group. If the pre-filled answer is incorrect, please update.

## Financial Data

This annual report collects detailed information on operating revenue and expenditures and capital revenue and expenditures. Financial information is categorized as direct, indirect and in-kind. Please report all operating revenue and expenditures in the first section, all capital revenue and expenditures in the following section, and in-kind contributions to the library in the last section. Reported revenue sources include but are not limited to state, federal, city and/or county governments. Round all entries to the nearest whole dollar. If there is no amount for any category, enter "\$0" (zero dollars).

*Note: See Operating Revenue Line Items on the LibPAS documentation page to determine which data element to report specific financial information.*

### Operating Revenue

Report *direct* (funds received by your library) and *indirect* (expenses paid on behalf of your library by an entity other than your library) for operating purposes as operating revenue. Operating revenues pay for staff salaries/benefits, collections, building maintenance, some types of equipment, and other recurring costs needed to support the delivery of library services. Do not include revenue received for major capital expenditures, revenue passed through to another agency (e.g. fines), or funds unspent in the previous fiscal year (i.e. carryover).

*Note: Funds transferred from one public library to another public library are only reported by one of the public libraries. Please contact State Library Services to determine if your library should report transferred funds.*

### Local Government

Report all funds distributed by local government to the public library for operating expenses.

#### *City*

**R01) City Direct**

Enter the amount received directly from the city for operating expenses. Include the city Market Value Homestead Credit as appropriate.

**R02) City Indirect**



Enter the amount paid for by the city on behalf of the library's operating expenses. Reported revenue needs to be documented by the city through invoices, payroll records, etc. This amount may include city-supplied services such as snow-plowing, building maintenance, etc.

Locked **R03) City Operating Revenue Total**

Total amount of direct and indirect revenue from the city. Calculated by LibPAS.

*County*

**R04) County Direct**

Enter the amount received directly from the county for operating expenses. Include the county Market Value Homestead Credit as appropriate.

**R05) County Indirect**

Enter the amount paid by the county on behalf of the library's operating expenses. Reported revenue needs to be documented by the county through invoices, payroll records, etc. This amount may include county-supplied services such as snow-plowing, building maintenance, etc.

Locked **R06) County Operating Revenue Total**

Total amount of direct and indirect revenue from the county. Calculated by LibPAS.

*Other Local Government*

**R07) Other Local Government Direct**

Enter the amount received directly from all other local entities other than a city or county such as townships or school districts used for library expenses.

**R08) Other Local Government Indirect**

Enter the amount paid by all other local government entities other than a city or county such as townships or school districts on behalf of the library's operating expenses. Reported revenue needs to be documented by the entity through invoices, payroll records, etc.

Locked **R09) Other Local Government Operating Revenue Total**

Total amount of direct and indirect revenue from local political subdivisions other than a city or county. Calculated by LibPAS.

Locked **\*R10) Total Local Government Operating Revenue**

Total amount of direct and indirect revenue from city, county and other political subdivisions. Calculated by LibPAS.

**State Government**

Report all funds distributed by state government to a public library for operating expenses. Include funds from sources such as penal fines, license fees, mineral rights, and funds from consolidated taxes authorized by state

legislation (revenue may be from multiple sources). Do not include federal funds passed through a state agency, grant fiscal agent, regional public library system, or multicounty, multitype library system.

**R11) Arts & Cultural Heritage Fund**

This field is used only by regional public library systems to report the funds received from the Arts and Cultural Heritage Fund (Legacy Funds). Other libraries should enter “\$0” (zero dollars).

*Note: Libraries other than regional public library systems that receive Arts and Cultural Heritage Funds from a regional public library system report the amount in R20) Regional System Direct and/or R21) Regional System Indirect.*

**R12) Regional Library Basic System Support**

This field is used only by regional public library systems to report funds received from the Regional Library Basic System Support (RLBSS) state appropriation. Other libraries should enter “\$0” (zero dollars).


*Note: Libraries other than regional public library systems that receive Regional Library Basic System Support (RLBSS) funds from a regional public library system report the amount in R20) Regional System Direct and/or R21) Regional System Indirect.*

**R13) Regional Library Telecommunications Aid**

This field is used only by regional public library systems to report funds received from the Regional Library Telecommunications Aid (RLTA) state appropriation. Other libraries should enter “\$0” (zero dollars).

*Note: Libraries other than regional public library systems that receive Regional Library Telecommunications Aid (RLTA) funds from a regional public library system report the amount in R20) Regional System Direct and/or R21) Regional System Indirect.*

**R14) Other State**

Please report any other state funds received, including MnLink Gateway Node Reimbursement and Public Employee Retirement Association (PERA) funds. Annotate the source(s) in the Notes field (  ).

Locked \***R15) Total State Government Operating Revenue**

Total amount of Arts and Cultural Heritage Fund, Regional Library Basic System Support, Regional Library Telecommunications Aid, and other state revenue. Calculated by LibPAS.

**Federal Government**

Report all funds distributed by the federal government to a public library for operating expenses. Include federal funds distributed by the state such as Library Services and Technology Act (LSTA) grants.


*Note: E-rate reimbursements and E-rate discounts are not federal funds. Report E-rate amounts in Other Operating Revenue. Report E-rate reimbursements in R26 and E-Rate discounts in R27.*

**R16) Federal Library Services and Technology Act**

Enter funds received directly from State Library Services from Library Services and Technology Act (LSTA) grants and from the Institute of Museum and Library Services (IMLS).

*Note: Report federal funds received through a fiscal agent in Other Operating Revenue.*

**R17) Federal Direct**

Enter federal funds received from any agency other than State Library Services or the Institute of Museum and Library Services for operating expenses. Annotate the source(s) in the Notes field (  ).

**R18) Federal Indirect**

Enter the amount paid by any federal agency on behalf of the library for operating expenses. Reported revenue needs to be documented by the entity through invoices, payroll records, etc. For example, include the amount paid by a federal agency for Senior Community Service Employment Program or Experience Works staff members paid by these federal job training programs.

Locked **\*R19) Total Federal Operating Revenue**

Total amount of LSTA, IMLS and other federal agencies' direct and indirect operating funds. Calculated by LibPAS.

**Regional Library System**

Report all funds distributed by the regional public library system to the public library for operating expenses.

**R20) Regional System Direct**

Enter the amount received from a regional public library system for operating expenses. Include payments to net interlibrary loan lenders, regional library telecommunications aid, regional library basic system support, Arts and Cultural Heritage Fund sub-grants or other allocations, and/or reimbursements for Library Services and Technology Act (LSTA) or other grants.

**R21) Regional System Indirect**

Enter the amount paid by the regional public library system on behalf of your library's operating expenses. Reported revenue needs to be documented by the regional library system through invoices, payroll records, etc. This amount includes but is not limited to collection purchases made on behalf of a library that is a net lender, payments made on behalf of a library for Arts and Cultural Heritage Fund programs/activities/materials, Library Services and Technology Act (LSTA) and/or other grant expenditures made on behalf of the library.

*Note: Do not include the value of items, such as bookmarks, book bags, posters, cataloging, etc. that are part of a regional system's programs and services or Arts and Cultural Heritage Fund programs arranged by the regional public library system.*

Locked **R22) Regional System Operating Revenue Total**

Total of direct and indirect revenue from the regional library system. Calculated by LibPAS.

**Multicounty, Multitype Library System**

Report all funds distributed by the multitype, multicounty library system to the public library for operating expenses.

**R23) Multicounty, Multitype Direct**

Enter the amount received directly from a multicounty, multitype library system for operating expenses. Include Library Services and Technology (LSTA) grant project reimbursements from the multicounty, multitype library system.

**R24) Multicounty Multitype Indirect**

Enter the amount paid by the multicounty, multitype library system on behalf of your library's operating expenses. Reported revenue needs to be documented by the multicounty, multitype library system through invoices, payroll records, etc. Include Library Services and Technology (LSTA) and other grant expenses paid by the multicounty, multitype system on behalf of your library.

*Note: Do not include the value of items, such as bookmarks, book bags, posters, cataloging, etc. that are part of a multicounty, multitype systems' programs and services.*

Locked **R25) Multicounty Multitype Operating Revenue Total**

Total direct and indirect revenue from a multicounty, multitype library system. Calculated by LibPAS.

**Other Operating Revenue**

Report all funds distributed by any source other than the city, county, state, and federal governments and regional public library and multitype, multicounty library systems to the public library for operating expenses.

**R26) Other Operating Direct**

Enter the amount received directly from all other sources for operating expenses. Include E-rate reimbursements, interest income, library fines and fees, and donations or money from Friends, Foundations, organizations, or individuals.

*Note: Do not include fees received by the library that are given to another governmental agency and not available for library use.*

**R27) Other Operating Indirect**

Enter the amount paid by any other entity on behalf of your library's operating expenses. Include E-rate discount amount.

Locked **R28) Other Operating Total**

Total direct and indirect revenue from other sources. Calculated by LibPAS.

Locked **\*R29) Total All Other Operating Revenue**

Total revenue from Other Direct, Other Indirect, and Other Total operating revenue. Calculated by LibPAS.

Locked **\*R30) Total Operating Revenue**

Total revenue from city, county, other local government, state, federal, regional system, multi-county/multi-type system and other revenue sources. Calculated by LibPAS.

## Operating Expenditures

Operating expenditures are the costs of operating a library and providing library service on a day-to-day basis. Payments are made from direct revenue sources as well as indirect payments made on behalf of your library by other government agencies. Do not report estimated or in-kind payments.

### *Personnel Expenditures*

Report the amount spent for library employees' salaries and benefits.

#### **\*E01) Salaries & Wages**

Enter the amount spent for salaries and wages for all library staff during the fiscal year. Do not include employee benefits. Report employee benefits in E02.

#### **\*E02) Employee Benefits**

Enter the amount spent on benefits paid and accruing to all library staff during the fiscal year. Include Social Security contributions, retirement, medical and life insurance, unemployment and workmen's compensation, tuition, etc.

#### Locked **\*E03) Total Personnel Costs**

Total amount spent for employee salaries and benefits. Calculated by LibPAS.

### *Collection Expenditures*

Report the amount spent for each collection format. If your library does not track expenses by format, enter the total expenditures for print books, audio, video, and other materials in a physical format in E10) Collection Expenditures - Other Materials - Other Physical Materials.

#### **\*E04) Collection Expenditures - Print Materials**

Enter the amount spent for books, serials, loose-leaf publications, government documents, or any other print items. If your library does not track expenses by format, check "n.c." (not counted) and enter the total print, audio and video collection expenditures in E10) Collection Expenditures - Other Materials - Other Physical Materials.

#### **E05) Collection Expenditures - Electronic Materials - Electronic Books (e-books)**

Enter the amount spent for purchased and licensed e-books stored on a local server or at a vendor site. E-books include only items that the library has selected as part of its collection. Items must have a loan period and require a library card or user authentication to download.

#### **E06) Collection Expenditures - Electronic Collections**

Enter the amount spent for electronic collections including licensed databases and downloadable media that do not have a loan period and are not returned to the library such as Freegal or RBdigital Magazines.

#### **E07) Collection Expenditures - Electronic Materials - Other Electronic Materials**

Enter the amount spent on all other digital content including downloadable media other than e-books that have a loan period such as OverDrive audiobooks.

Locked **\*E08) Collection Expenditures - Electronic Materials Expenditures Total**

Total amount spent for electronic materials and collections. Calculated by LibPAS.

**E09) Collection Expenditures - Other Materials - Audio & Video Physical Materials**

Enter the amount spent for items in CD, DVD, cassette, and other physical formats other than print. If your library does not track expenditures by format, check "n.c." (not counted) and enter the total print, audio and video collection expenditures in E10) Collection Expenditures - Other Materials - Other Physical Materials.

**E10) Collection Expenditures - Other Materials - Other Physical Materials**

Enter the amount spent for all other library materials in a physical format (e.g. multi-format items, kits and circulating equipment like cookware or tools). If your library does not track expenditures by format, also enter the total expenditures for print materials and audio and video materials in a physical format here.

Locked **\*E11) Collection Expenditures - Other Materials Expenditures Total**

Total amount spent on audio and visual physical materials and other physical materials. Calculated by LibPAS.

Locked **\*E12) Total Collection Expenditures**

Total amount spent on print materials, electronic materials, and other physical and electronic materials. Calculated by LibPAS.

*Other Operating Expenditures*


**\*E13) Other Operating Expenditures**

Enter the amount for all expenses other than those reported as personnel or collection. Other expenses include cost of supplies; repair or replacement of existing furnishings and equipment; computer hardware and software; broadband access; contracts for services such as costs of operating and maintaining physical facilities; and fees paid to a consultant, auditor, architect, attorney, etc.

Locked **\*E14) Total Operating Expenditures**

Total amount spent for personnel, collections and other operating expenses. Calculated by LibPAS.

**E15) Expenditures Equal to or Less than Income?**

Select *Yes* if E14) Total Operating Expenditures are equal to or less than R30) Total Operating Revenue. Select *No* if Total Operating Expenditures are more than R30) Total Operating Revenue. If *No*, explain the discrepancy in the Notes field (  ), for example, "Expenditures include carryover funds."

**Capital Revenue**

Report all revenue received for major capital expenses by source. Include funds received for construction projects (site acquisition, additions, renovations, new buildings); furnishings, equipment, and initial collections for new buildings, additions, or renovations; computer hardware and software; and vehicles. Do not include

revenue received for replacement and repair of furnishings and equipment or investments for capital appreciation.

*Note: Local accounting practices determine whether a specific item is a capital expense or an operating expense.*

### *Local*

Report all funds distributed by a city, county or other government agency to the public library for capital expenses.

#### **R31) City Direct**

Enter funds received directly from the city for capital expenses.

#### **R32 City Indirect**

Enter the amount paid for by the city on behalf of the library's capital expenses. Reported capital revenue needs to be documented in city records.

#### Locked **R33) City Capital Revenue Total**

Total amount of direct and indirect capital revenue from the city. Calculated by LibPAS.

#### **R34) County Direct**

Enter the amount received directly from the county for capital expenses.

#### **R35) County Indirect**

Enter the amount paid for by the county on behalf of the library's capital expenses. Reported capital revenue needs to be documented in county records.

#### Locked **R36) County Capital Revenue Total**

Total direct and indirect capital revenue from the county. Calculated by LibPAS.

#### **R37) Other Local Government Direct**

Enter the amount received directly from local jurisdictions other than the city or county for capital expenses.

#### **R38) Other Local Government Indirect**

Enter the amount paid for by another jurisdiction other than the city or county on behalf of the library's capital expenses. Reported capital revenue needs to be documented in the other jurisdiction's records.

#### Locked **R39) Other Local Government Capital Revenue Total**

Total amount of direct and indirect capital revenue from other local government. Calculated by LibPAS.

#### Locked **\*R40) Total Local Government Capital Revenue**

Total amount of direct and indirect capital revenue from city, county and other local government agencies. Calculated by LibPAS.

*State*

Report all funds distributed by the state to the public library for capital expenses.

**R41) Library Construction Grant**

Enter the amount received from Minnesota's Library Construction Grant program.

**R42) Other State Capital Revenue**

Enter the amount received from any other Minnesota state agency, direct or indirect, for capital expenses.

Locked **\*R43) Total State Government Capital Revenue**

Total amount from a Library Construction Grant and other state agencies for capital expenses. Calculated by LibPAS.

*Federal*

Report all funds distributed by the federal government to the public library for capital expenses.

**R44) Federal Government Capital Revenue – Library Services and Technology Act**

Enter the amount of all funds received directly from State Library Services from Library Services and Technology Act (LSTA) grants or from the Institute of Museum and Library Services for capital expenses.

**R45) Federal Capital Direct**

Enter the amount of all funds received directly from federal agencies other than State Library Services or the Institute of Museum and Library Services for capital expenses.

**R46) Other Federal Indirect Capital Revenue**

Enter the amount paid for by another federal agency other than State Library Services or the Institute of Museum and Library Services on behalf of the library's capital expenses. Reported capital revenue needs to be documented in federal agency records.

Locked **\*R47) Total Federal Government Capital Revenue**

Total amount from State Library Services and Library Services and Technology Act (LSTA) grants and other direct and indirect federal sources for capital expenses. Calculated by LibPAS.

*Regional Library System*

Report all funds distributed by a regional public library system to the public library for capital expenses.

**R48) Regional System Direct**

Enter the amount received directly from a regional library system for capital expenses.

**R49) Regional System Indirect**

Enter the amount paid for by a regional library system on behalf of the library's capital expenses. Reported capital revenue needs to be documented in regional system records.



Locked **R50) Regional System Capital Revenue Total**

Total amount of direct and indirect revenue from a regional library system for capital expenses. Calculated by LibPAS.

**R51 to R53 are not used.**

There are no performance indicators for these fields (formerly Multicounty, Multitype Capital Revenue).

*Other Capital*

Report all funds distributed by an agency other than a city, county, state, federal agency, or regional library system to the public library for capital expenses. Other agencies might include foundations, businesses or private donors.

**R54) Other Capital Direct**

Enter the amount received directly from agencies other than a city, county, state, or federal agency, or regional library system for capital expenses.

**R55) Other Capital Indirect**

Enter the amount paid for by agencies other than a city, county, state, federal agency, or regional library system on behalf of the library's capital expenses. Reported capital revenue needs to be documented in agency records.

Locked **R56) Other Capital Revenue Total**

Total amount of direct and indirect revenue from agencies other than a city, county, state, federal agency, or regional library system for capital expenses. Calculated by LibPAS.

Locked **\*R57) Total Regional Library System and Other Capital Revenue**

Total amount of revenue from a regional library system and other agencies for capital expenses. Calculated by LibPAS.

Locked **\*R58) Total Capital Revenue**

Total amount of capital revenue from all sources. Calculated by LibPAS.

## **Capital Expenditures**

Report all expenses paid for major capital projects including construction projects (site acquisition, additions, renovations, new buildings); furnishings, equipment, initial collections for new buildings, additions and renovations; computer hardware and software; and vehicles. Do not include expenses for replacement and repair of furnishings and equipment or investments for capital appreciation.

**\*EC01) Total Capital Expenditures**

Enter the amount paid for all capital expenses.

## **In-Kind Contributions**

In-kind revenue is payment given in the form of goods or services rather than money. In-kind contributions include services or the value of any non-monetary gifts and donations. Examples are the value of volunteer hours, donated materials, when a grantor paid a program presenter directly, an artist donated a work of art, or a book collector gave the library a set of books. Estimate the monetary value based on what the actual cost would be. Do not count the value of vendor coupons as in-kind contribution, for example, coupons from a local business offering free merchandise or discounts for library reading program participants.

### *In-Kind Operating Contributions*

Report the value of in-kind contributions from a city, county or other source to the library for operations. Estimate the monetary value based on what the actual cost would be.

#### **R59) In-Kind Operating Contributions – City**

Enter the estimated value of non-monetary contributions from a city for library operations.

#### **R60) In-Kind Operating Contributions – County**

Enter the estimated value of non-monetary contributions from a county for library operations.

#### **R61) In-Kind Operating Contributions – All Other**

Enter the estimated value of non-monetary contributions from a source other than a city or county for library operations.

#### Locked **R62) Total In-Kind Operating Contributions**

Total estimated value of non-monetary contributions from a city, county or other source for library operations. Calculated by LibPAS.

### *In-Kind Contributions by Expenditure Area*

Report the value of in-kind contributions for the following operating expenses. Estimate the monetary value based on what the actual cost would be.

#### **EKA01) Personnel**

Enter the estimated value of non-monetary contributions for library staff expenses.

#### **EKA02) Collection**

Enter the estimated value of non-monetary contributions for library collections.

#### **EKA03) All Other Operating Expenditures**

Enter the estimated value of non-monetary contributions for library operations other than personnel and collection.

#### Locked **EKA04) Total In-Kind Operating Contributions**

Total estimated value of nonmonetary contributions for library personnel, collections and other operations. Calculated by LibPAS.

*In-Kind Capital Contributions*

Report the estimated value of in-kind contributions for capital expenses by the source. Estimate the monetary value based on what the actual cost would be.

**R63) In-Kind Capital Contributions – City**

Enter the estimated value of non-monetary contributions to capital expenses from a city.

**R64) In-Kind Capital Contributions – County**

Enter the estimated value of non-monetary contributions to capital expenses from a county.

**R65) In-Kind Capital Contributions – All Other**

Enter the estimated value of non-monetary contributions to capital expenses from any organization other than a city or county.

Locked **R66) Total In-Kind Capital Contributions**

Total estimated value of nonmonetary contributions for capital expenses from a city, county or other organization. Calculated by LibPAS.



*Minnesota's public library annual report is made possible, in part, by funding from the Minnesota Department of Education through a Library Services and Technology Act (LSTA) grant from the Institute of Museum and Library Services.*